




Wilbraham - Let's Read!



#5 May 2022

Hello and welcome to the fifth edition of our reading newsletter. In this newsletter you have the chance to win a brilliant fold out book. Also, there are lots of videos of stories to listen to over the holidays. We hope you enjoy it!

Storytime - The Queen's Hat by Steve Antony



In honour of the Queen's Jubilee we wanted to share this story with you, read by the author himself.

Click on the book or scan the QR code to listen!



ENTER TO WIN!

It's Competition Time

ENTER TO WIN!

Steve Antony was reading his story *The Queen's Hat*, answer these questions to enter our competition,

- 1) *Where was your favourite place that the Hat flew?*
- 2) *What question would you like to ask Steve Antony about his book?*

To be in with a chance of winning this amazing book that folds out into a **spaceship**, email reading@wilbrahamprimary.com with

- Your name, your class and your answers to the questions above

All entries need to be sent by Friday 8th July 2022.





Meet Wilbraham Readers!

Mr Broad aka Dean!

What/who was your favourite book/author as a child?

I loved the Goosebumps book by R.L.Stine. They're quite scary, but I loved the books so much I even made my own zig zag book when I was younger. I loved the tv show too and always watched them after school.

Where is your favourite place to read?


The garden because we have a big, back garden and it's great to have some peace and quiet.

Who is your favourite character from a book?

I'd have to go with Harry Potter because he was great at what he did and he's such a memorable character.

Would you rather have a book's ending spoiled for you OR never know the ending?

That's a tricky question because I wouldn't like to have anything spoiled, but I couldn't read a book and not have it finished. I can't choose- sorry!



Miss Abdi

What/who was your favourite book/author as a child? Beauty and the Beast because I watched the movie and I loved it!

Where is your favourite place to read?

I like to read in bed whenever I have time (only about once a week at the moment).

Who is your favourite character from a book?

I love the character of the little girl Matilda from the book by Roald Dahl.

Would you rather have a book's ending spoiled for you OR never know the ending?

Even though I always want to know the ending of a movie, for a book I would rather never know the ending than have it spoiled for me. I can make up my own ending!




Story Time with Mr Carpenter

Mr Carpenter is back with another fabulous book. This time he is reading 'Ruby Flew Too' by Jonathan Emmett.


Click on the book or scan the QR code to open the video.

We hope you enjoy listening to it!



Competition Winner


Well done to Mazen and Husnain in Y5 for winning our 'Lots' competition.



Thank you to everyone who entered and don't forget to enter this edition's competition - details are on the front page of the newsletter!




[Click here to visit Axel's website for lots of information and some colouring sheets to print.](#)



Tutorial—how to draw Stick Man

You may recognise some of the characters on this page—they are all creations of the amazing Axel Scheffler!

Axel has worked with Julia Donaldson on many books and brought the characters to life. Click on the images to find out more!





How many Axel Scheffler characters do you know?

STICK MAN



Some stories to listen to - which is your favourite?



We'd love to see your Axel Scheffler art work—email us a picture:

reading@wilbrahamprimary.com


Tongue twisters!



He threw three free throws.



Four furious friends fought for
the phone.



Make someone laugh!



Why is England the wettest country?

The queen has reigned for years!

Knock! Knock!

Who's there?

Queen?

Queen who?


Queen your room. It's filthy!



Email your joke to reading@wilbrahamprimary.com
and it might be in the next edition!

Storytime - Don't Call me Sweet!

Click on the book or scan the QR code to listen to this brilliant book be read by Mrs Izon.



*I'm a giant monster, with sharp, sharp claws.
I've got big, spiky teeth and loud, loud roars.
Which is why I say, to everyone I meet . . .
CALL ME SCARY . . . DON'T CALL ME SWEET!*



Everyone thinks that little monsters are cute and cuddly, but this monster's grumpy and grouchy. Honest! He does REAL monster stuff, like stomping around and eating squishy, squelchy food like bug eye stew. He's brave, too - he's not scared of ANYTHING. Not even big, hairy ogres . . .



. . . Wait, is that a big, hairy ogre? HELP!



Mrs Morrison's Science Sector


In this section Mrs Morrison will share some brilliant books that can also teach you about scientific concepts.

An anatomy lesson like no other! Look inside the human body with the magic three-colour lens and x-ray from head to toe to discover how your body works. Use the red lens to reveal the skeleton, the green to see the muscles working, and x-ray your organs with the blue lens to find out what they do day and night to keep you alive. Uncover the secrets of the human body and explore how its different systems work in this stunning follow up to the internationally best-selling Illuminature. Jam-packed with detailed illustrations and full of facts and information, this innovative encyclopaedia from Milan-based design duo Carnovsky will make you see the human body in a whole new light.



Miss Johnson's Geographic Region

In this section Miss Johnson will share some brilliant books that are linked to geography.




The Pebble in my Pocket
by Meredith Cooper and Chris Coady

A fascinating history of the earth that takes readers on a scientific, geographical adventure through time and across the globe--all by following the trail of a single pebble over millions of years.

This story has beautiful illustrations and easy-to-follow text, perfect for KS2 children who want to learn more about the world around them. It would be a perfect story for year 3's to read alongside their science study of rocks and geography study of the Earth's structure, mountains, and volcanoes.

Mrs Wright Reads Maths

Each newsletter Mrs Wright will share some books aimed at different age groups that you can use to talk about maths.






Pre-schoolers

Puppy wants to use different blocks to build a bed long enough and wide enough for a nap. Which blocks will he use? Watch Puppy try to build again and again until finally figuring out how different blocks can fit together to make a bed. Now Puppy is ready for a snooze!

TOP TIP Create your own story

Use your building blocks to make a bed for your Ted...which ones will you choose?




Early Years

A fun-filled rhyming story which helps young children learn the numbers one to ten. What will ten little pirates do when they meet a hurricane ...and a giant squid ...and a HUNGRY SHARK?

TOP TIP How many more?

Ask you child...here we have 2 little pirates, how many more are there to come?








Key Stage 1

100 hungry monkeys set out to find themselves some food. Once their bellies are full, they all settle in for a nap, but then a monster suddenly appears. They fear he wants to make them lunch, so they all run for their lives!

Top Tip: Counting to 100

Can you count the monkeys on each page? Can you count 10 monkeys? Can you see another group of 10 monkeys?



Key Stage 2

Discover all about fractions and decimals in this lift the flap book. Build a fraction wall, meet the fraction families and test your skills with a fraction challenge.

TOP TIP Finding equal fractions

Can you find half in different ways? Is there a pattern you notice?

When you share out dinner between the children, talk about it in terms of fractions – 'one-third for you, one-third for you and one-third for you...three-thirds'

Wilbraham Loves to READ!

Here are some of the many books that we have been reading.

N



R



Y1



Y2




Y3



Y4



Y5



Y6

