

# THANKS FOR NOT PRINTING THIS PAGE!



Simply print from page 2 in your printing options, to avoid wasted paper and ink.

To find out more visit [www.twinkl.co.uk/eco](http://www.twinkl.co.uk/eco)



## Thanks for downloading and welcome to the twinkl family!

### If you love our resources, you'll love premium!

- Save valuable time- we know how precious time can be, so we've spent thousands of hours creating lovely resources, leaving you to focus on what's most important.
- All the tools and materials you will need to create an amazing learning environment for your little stars.!
- The largest collection of premium resources on the web at less than 1p per resource!
- Find out more about Twinkl premium at [www.twinkl.co.uk/premium](http://www.twinkl.co.uk/premium)



### How to change the print size of this resource

- In your PDF reader, click the 'File' menu
- Select 'Print'
- Click the box next to 'Print Scaling' and select 'Multiple Pages Per Sheet'
- You will now have various options, which will enable you to print several pages on just one sheet of paper.

### A brief word about copyright...

By downloading this resource, you agree to the following:



Scan QR Code



You may use this resource for personal and/or classroom use only. We're more than happy for you to keep your own backup copy though.

In order to support us, we ask that you always acknowledge [www.twinkl.co.uk](http://www.twinkl.co.uk) as the source of the resource. If you love these resources, why not let others know about Twinkl?

You must not reproduce or share this resource with others in any form. They are more than welcome to download the resource directly from us.



You must not host or in any other way share our resources directly with others, without our prior written permission.

We also ask that this product is not used for commercial purposes and also that you do not alter the digital versions of our products in any way.

**We hope you enjoy the resource and we'll see you very soon! x**



## Following instructions games














This game uses the idea of 'information carrying words'. 'Information carrying words' are the words in the sentence the child must listen to, without additional contextual clues, to understand the sentence. Clues that could be inadvertently given include e.g. looking at the item, pointing, etc. They are split into differing levels, with some examples of instructions to give. Vary the instructions when you play the games and include silly instructions, as they may become part of a routine.


These games are suitable for language activities and attention and listening, and can be adapted in any way e.g. in a small group for turn taking and listening. They may also be used by speech and language therapists as part of an informal assessment or therapy game.

This game can be laminated with Velcro added so that the children can stick the items on. In addition to this game, the instructions can be used with toys/objects in the classroom or during play. Using instructions at 'one information carrying word' level would generally be suitable for children working at P level 4 in the P scales. Using instructions at 'two information carrying words' would generally be suited for children working at P5. Instructions at 'three information carrying words' would generally be suited for children working at P6. Instructions at 'four information carrying words' could be used with children working at P7.

This game uses instructions at four information carrying word level and introduces size and colours. The same game can be used at lower levels, with altered instructions.











Give the little yellow banana to the elephant.

twinkl.co.uk

Give the little yellow cupcake to the elephant.

twinkl.co.uk

Give the little yellow apple to the elephant.

twinkl.co.uk

Give the little yellow ice cream to the elephant.

twinkl.co.uk

Give the big yellow banana to the elephant.

twinkl.co.uk

Give the big yellow cupcake to the elephant.

twinkl.co.uk

Give the big yellow apple to the elephant.

twinkl.co.uk

Give the big yellow ice cream to the elephant.

twinkl.co.uk

Give the little green banana to the elephant.

twinkl.co.uk

Give the little green cupcake to the elephant.

twinkl.co.uk

Give the little green apple to the elephant.

twinkl.co.uk

Give the little green ice cream to the elephant.

twinkl.co.uk

Give the big green banana to the elephant.

twinkl.co.uk

Give the big green cupcake to the elephant.

twinkl.co.uk

Give the big green apple to the elephant.

twinkl.co.uk

Give the big green ice cream to the elephant.

twinkl.co.uk

Give the little red banana to the elephant.

twinkl.co.uk

Give the little red cupcake to the elephant.

twinkl.co.uk

Give the little red apple to the elephant.

twinkl.co.uk

Give the little red ice cream to the elephant.

twinkl.co.uk

Give the big red banana to the elephant.

twinkl.co.uk

Give the big red cupcake to the elephant.

twinkl.co.uk

Give the big red apple to the elephant.

twinkl.co.uk

Give the big red ice cream to the elephant.

twinkl.co.uk



Give the little yellow banana to the teddy.

twinkl.co.uk

Give the little yellow cupcake to the teddy.

twinkl.co.uk

Give the little yellow apple to the teddy.

twinkl.co.uk

Give the little yellow ice cream to the teddy.

twinkl.co.uk

Give the big yellow banana to the teddy.

twinkl.co.uk

Give the big yellow cupcake to the teddy.

twinkl.co.uk

Give the big yellow apple to the teddy.

twinkl.co.uk

Give the big yellow ice cream to the teddy.

twinkl.co.uk

Give the little green banana to the teddy.

twinkl.co.uk

Give the little green cupcake to the teddy.

twinkl.co.uk

Give the little green apple to the teddy.

twinkl.co.uk

Give the little green ice cream to the teddy.

twinkl.co.uk

Give the big green banana to the teddy.

twinkl.co.uk

Give the big green cupcake to the teddy.

twinkl.co.uk

Give the big green apple to the teddy.

twinkl.co.uk

Give the big green ice cream to the teddy.

twinkl.co.uk

Give the little red banana to the teddy.

twinkl.co.uk

Give the little red cupcake to the teddy.

twinkl.co.uk

Give the little red apple to the teddy.

twinkl.co.uk

Give the little red ice cream to the teddy.

twinkl.co.uk

Give the big red banana to the teddy.

twinkl.co.uk

Give the big red cupcake to the teddy.

twinkl.co.uk

Give the big red apple to the teddy.

twinkl.co.uk

Give the big red ice cream to the teddy.

twinkl.co.uk